

Case IQ

PRODUCT OVERVIEW

# Compliance Monitoring

[WWW.CASEIQ.COM](http://WWW.CASEIQ.COM)

# Case IQ's Compliance Monitoring Software

With the acquisition of Lextegrity, Case IQ's Compliance Monitoring software provides compliance, audit, and investigative teams with a comprehensive view of transactional spend and revenue risk across their organization. The software monitors transactions for risks, including corruption, fraud, asset misappropriation, revenue recognition, export controls, sanctions violations, and conflicts of interest.

Continuously monitor your spend and revenue data with Compliance Monitoring's risk engine algorithm – incorporating advanced fraud detection techniques and machine learning – to identify anomalies and high-risk transactions that might impact enterprise risk.

Our application features a library of over 85 pre-built risk data analytics, from statistical to behavioral and policy-based. The analytics are configurable to fit your specific business, risk exposure, and historical issues your organization may have faced.

The tool connects to your ERP, T&E, HR, and transparency data systems to risk score every transaction and escalate those with a higher risk profile for human review.

The screenshot displays the Case IQ Compliance Monitoring Software interface. The main window shows the 'Transaction Inbox' with a table of transactions. The table has columns for STATUS, RISK SCORE, AI CONFIDENCE BETA, IMPACT DATE, AMOUNT USD, DOMAIN, and SUBJECT. The transactions are listed with their respective risk scores and AI confidence levels.

STATUS	RISK SCORE	AI CONFIDENCE BETA	IMPACT DATE	AMOUNT USD	DOMAIN	SUBJECT
Unassigned	5.0	69%	Jan 12, 2024	USD 20,833	Vendor	Hill Group
Unassigned	5.0	25%	Apr 29, 2021	USD 33,883	Vendor	Hayes-H
Unassigned	5.0	21%	Apr 29, 2021	USD 17,506	Vendor	Rogers G
Unassigned	5.0	21%	Apr 29, 2021	USD 15,678	Vendor	Harris-B
Unassigned	5.0	23%	Apr 29, 2021	USD 12,008	Vendor	Freeman
Unassigned	5.0	32%	Apr 29, 2021	USD 6,190	Vendor	Hardin a
Unassigned	5.0	38%	Apr 29, 2021	USD 4,600	Vendor	Davis, Br
Unassigned	5.0	35%	Apr 16, 2021	USD 345	Employee	Kristy Le
Unassigned	5.0	22%	Apr 14, 2021			

Below the Transaction Inbox, there are two inset windows. The first is the 'Risk Settings' window, which shows a list of risk settings with columns for ANALYSIS NAME, ANALYSIS TYPE, RISK LEVEL, and DATE. The second is the 'Risk Analysis Settings' window, which shows a list of risk analysis settings with columns for ANALYSIS NAME, ANALYSIS TYPE, RISK LEVEL, and DATE.

**Risk Settings**

ANALYSIS NAME	ANALYSIS TYPE	RISK LEVEL	DATE
Ad-Hoc Subject Monitoring	Approval	Medium	Yes
Aged Expense (Submitted)	Context Analysis	Medium-High	Yes
Aggregate Limits Detection	Value	High	Yes
Anomaly Detection	Third-Party Risk	Medium-High	Yes
Attendee Type Determination -			
Healthcare Decision			

**Risk Analysis Settings**

ANALYSIS NAME	ANALYSIS TYPE	RISK LEVEL	DATE
Ad-Hoc Subject Monitoring	Approval	Medium	Yes
Aged Expense (Submitted)	Context Analysis	Medium-High	Yes
Aggregate Limits Detection	Value	High	Yes
Anomaly Detection	Third-Party Risk	Medium-High	Yes
Attendee Type Determination -			
Healthcare Decision			

Traditional auditing and monitoring efforts are manual and control-focused and tend to generate too many items to review. The same transaction may be sampled multiple times if it appears in results from different tests or unconnected data sets. This approach is often inefficient and ineffective, failing to connect the dots between multiple risk indicators for a specific transaction.

# Powerful Data Analytics & AI Algorithm

## Sophisticated Risk Algorithm

Our algorithm incorporates a library of techniques targeting corruption, fraud, asset misappropriation, revenue recognition, export controls, and conflicts of interest, as well as advanced outlier detection and trending, to detect risk within your company's disbursements, expenses, and revenue.

## Fine-Tuned for Your Company

Tweak your analytical settings to match your company's risk profile and needs with no technical skill needed to enable our risk engine to generate more relevant risk scores and expose the transactions that present the most risk.

## AI Powered Learning

We use machine learning to provide an AI Confidence score for each transaction that learns over time and can assist reviewers in clearing false positives and finding emerging risks that are not yet reflected in your risk rules.

Traditional auditing and monitoring often select samples months or years after the transaction, failing to meet the expectations of enforcement agencies, such as the U.S. Department of Justice, to detect and remediate wrongdoing immediately before issues become systemic. In fact, enforcement agencies are intimately familiar with Case IQ's Compliance Monitoring software. It has been before U.S. enforcement agencies (i.e., U.S. DOJ and SEC) on several occasions and was cited in an FCPA resolution by the SEC. For one of our clients, our software contributed to a DOJ declination, a reduced SEC fine, and no imposition of a monitor or any self-reporting obligation as part of their resolution with the DOJ and SEC.

TRANSACTIONS   TASKS   ADD FILES						
Tasks						
ADD TASK						
1 / 1						
TASK ID	CATEGORY	TYPE	TITLE	ASSIGNEE	DUE DATE ↑	STATUS
TASK-00004103	Follow-Up	Information Gathering	Contract Follow-Up	Nadia Ovsiannikova	Mar 21, 2025	In Progress

# Monitoring Deep Dives

## Monitoring Insights

Gain insights from dashboards that enable you to view all spend and revenue data, highlighting key program metrics and exposing risk trends, patterns, and outliers. Deep-dive into specific areas of spend and revenue by third-party vendor or customer, employee, or location.

## Program Metrics

Visualize data and metrics related to your overall compliance program in one place to quickly assess the health of your program and empower business leaders to directly access risk insights of interest to them.

## Data Exports

Export data in seconds for ad-hoc analysis or sharing. Export visualizations for Board and Compliance Committee presentations at the click of a button.

Our Compliance Monitoring tool risk scores 100% of financial transactions, allowing you to pivot from a sample-based approach to real-time continuous monitoring, with AI. Prioritize your efforts within the monitoring of spend and revenue data by seeing the full context of the transaction and its risk results together so that you can focus on the risk of a transaction holistically.

The risk score for a transaction is calculated at an aggregated level across multiple analytics to help you reduce false positives and better prioritize your transactions based on your risk profile. An AI Confidence score provides an additional co-pilot for your reviewers to assess risk.


The most powerful part of this software is that customers can configure the risk analytics themselves via a no-code user interface. No specialized skills are needed. Not a single data scientist or engineer is ever required.

The Compliance Monitoring tool also has built-in analytics that connect with our Approvals & Disclosures tool to validate that the paid amount does not exceed the pre-approved amount.

Beyond transactional risk scoring and highlighting higher-risk transactions for review, we visualize and expose all of your spend and revenue data with a risk lens.

With Compliance Monitoring, you can explore your data with augmented risk detail, drill into different dimensions of your data, from geographic to subject type to spend type, and then dig deeper into the transaction-level data. Seamlessly analyze, document the review of transactions, and track remediation or action items in the integrated case management interface.

Get 100% visibility of risk in the transactions across your business while focusing on the ones that matter. That's the power of Compliance Monitoring.





# Review & Remediate

## Actionable Root Cause Analysis

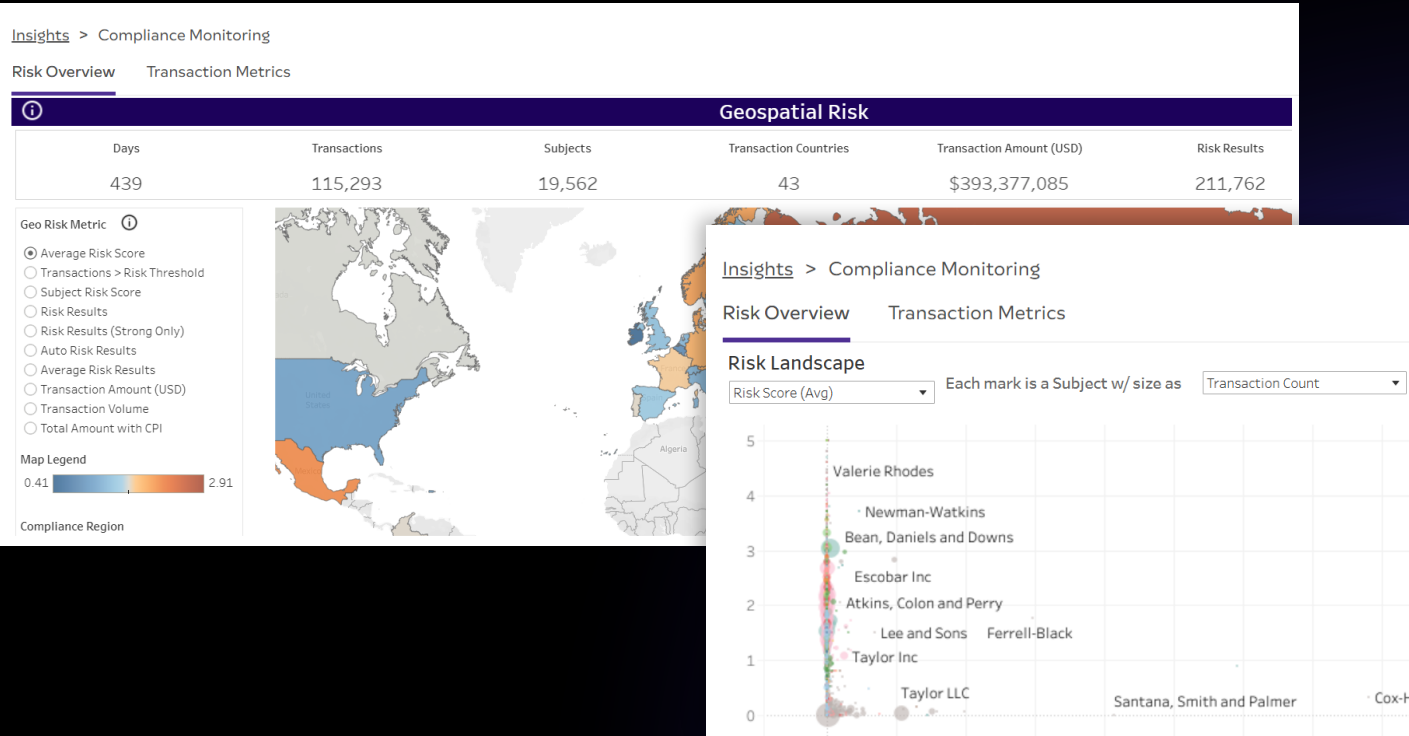
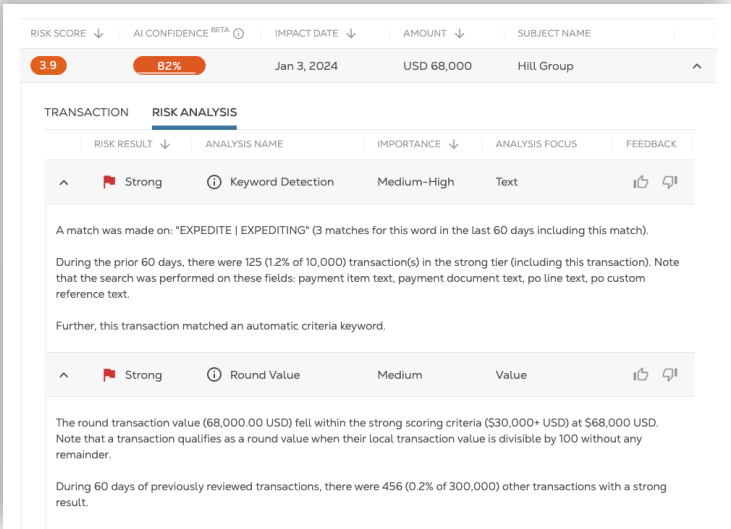
View and take action on transactions identified for review by the risk engine. Resolve quickly by seeing critical details about the transaction as well as the basis for the assigned risk score.

## Feed AI / Machine Learning

The results of your reviews enhance the identification of risky transactions by feeding a proprietary AI/Machine Learning model that provides an AI Confidence score for each transaction.

## Results That Matter

The results of your reviews are reported back to enhance the identification of risky transactions and reduce the amount of false positives.



# Battle-Tested in Front of the SEC & DOJ

## Familiarity of Enforcement Agencies

Enforcement agencies are intimately familiar with the quality and sophistication of Case IQ's Compliance Monitoring software. It has been before the U.S. DOJ and SEC on several occasions and was recognized in an FCPA resolution by the SEC.

## Factor in Successful Resolutions

For one of our clients, the Compliance Monitoring software contributed to a DOJ declination, reduced SEC fine, and no imposition of a monitor or any self-reporting obligation as part of their resolution with the DOJ and SEC.

# Simple & Quick to Deploy

## ● Out of the Box & Configurable

Our pre-designed risk algorithms allow you to roll out a world-class compliance monitoring program in weeks, with minimal effort.

## ● Supports SSO & Integrations

Enable single-sign-on and integrate with leading HR, master data, and financial systems to make rollout even smoother.

## ● With Expert Partners by Your Side

Our team will support you the whole way with training materials, train-the-trainer sessions, and 24/7 technical support for the application after go-live.

# Privacy & Security at the Core

## ● SOC 2 Certified

Our application is SOC 2 certified, meeting the world's highest standards for information security.

## ● Privacy & GDPR

Our application and database are stored in Europe to support your GDPR efforts.



# World-Class User Experience

## Intuitive

At its core, our Compliance Monitoring software is user-friendly and accessible from nearly any device, making monitoring efforts less onerous and approachable for all types of professionals.

## Across Roles

Our permissions are set up to grant access to users on a need-to-know basis, meaning data and dashboards are restricted in accordance with the user's country to help comply with local data privacy restrictions.

## Unified

From high-risk third-party vendors and customers to employee travel and entertainment, consolidate, monitor, and visualize your transactions and risk in one unified platform.

# The Problem We're Solving

**We focused on the challenges every compliance team faces:**



Employees lacking sufficient tools to assess risk and own their own compliance



Interfaces for the business that are not user-friendly or intuitive



Too few legal or compliance resources to support the business



Disorganized and disparate data stores, making insights difficult to generate



Risks managed in multiple systems that do not talk to each other



Not having real-time analytics and monitoring, leading to missed anomalies

## Case IQ

### LEARN MORE

Request a demo today to explore how Case IQ can streamline your processes. Visit [www.caseiq.com](http://www.caseiq.com) or scan the QR code.

[sales@caseiq.com](mailto:sales@caseiq.com) | (800) 465-6089

